

Get started with the **Mobile App**

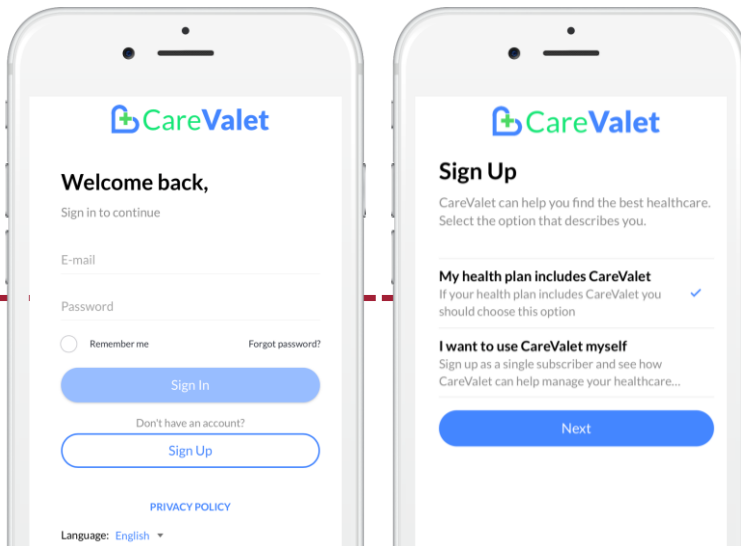
Eliance

Powered by: 

1

DOWNLOADING THE APP IS QUICK AND EASY!


Visit CareValet.com to find download link, or visit your app store. Then follow the instructions below.



2

CREATE AND FIND YOUR ACCOUNT


Setting up your Eliance account through the mobile app only takes a few minutes. Click on the "Sign Up" button and select "My health plan includes CareValet". Find your account with your plan information on your ID card OR your SSN if we have it on record.



3

CONFIRM YOUR ACCOUNT

Enter some basic information about yourself to confirm the correct information. Make sure to enter your mobile phone & Email information correctly as it will be used to validate your account. If you don't have your medical ID or member ID handy you can also use you SSN.



4

CREATE YOUR PASSWORD & GO!

START USING the Eliance app. You now have access to a wide range of health care services including OnDemand Virtual Telehealth, Urgent Care locations, a provider search to locate physicians in your network, the ability to view and share your ID card, and the option to create your own My Care Team!

Let's get started